

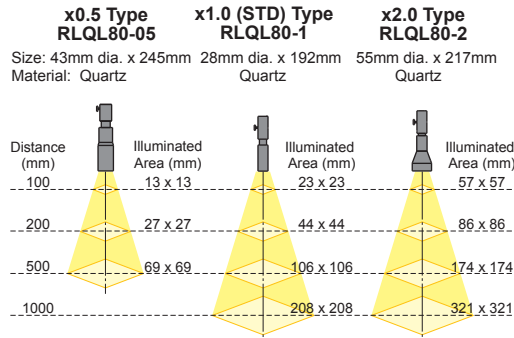
Light Source Accessories

Collimator Lens

Compatible Models
LAX-C100 / MAX-303

The collimator lens achieves a square uniform illumination by connecting to a light guide.

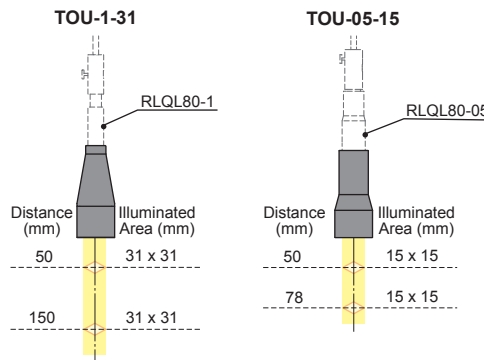
- Uniformity is around 90%
- 3 choices of illuminated area size
- Focus is adjustable at any working distance



Telecentric uniform illumination unit

The telecentric uniform illumination unit achieves a parallel illumination by connecting to a collimator lens.

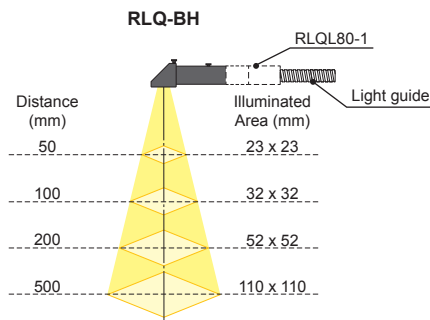
- Uniform illumination
- 2 choices of illuminated area size
- Light intensity is the same at any working distance



Downward illumination unit

The downward illumination unit achieves a downward illumination by connecting to a collimator lens. It is useful for a limited space.

- Uniformity is around 90%
- Focus is adjustable at any working distance

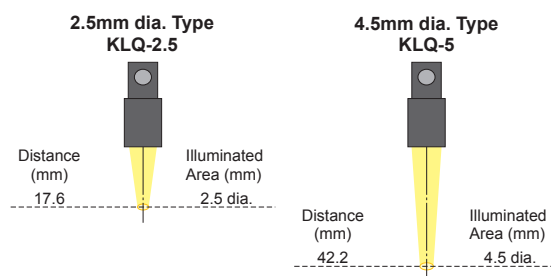


High Condensing Lens

Compatible Models
LAX-C100 / MAX-303

The high condensing lens achieves a high density illumination by connecting to a light guide.

- High power illumination in a small area
- 2 choices of illuminated area size

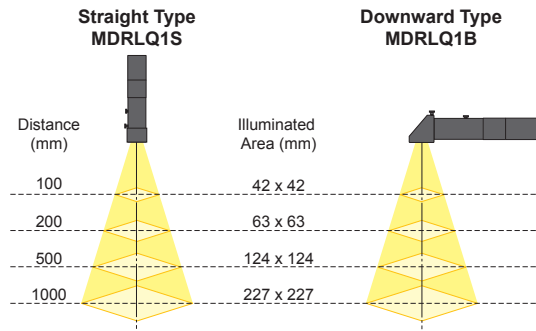


Direct Attachable Collimator Lens

Compatible Models
MAX-303

The direct attachable collimator lens achieves a higher light intensity by connecting to a light source directly.

- Approximately 200% brighter than using the light guide
- Uniform illumination
- 2 choices of illumination method
- Focus is adjustable at any working distance



Light Guide Rod Unit

Compatible Models
LAX-C100 / MAX-303

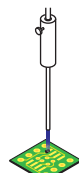

The light guide rod unit achieves a point illumination by connecting to a light guide.

- Quartz probe with high chemical resistance
- 2 choices of spot size
- Custom probe

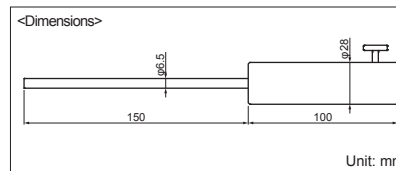


In liquid

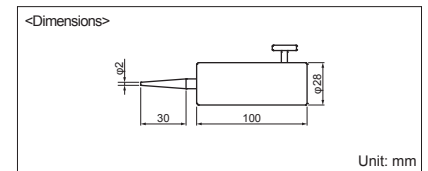
Point irradiation



Standard Type
LGR6-150



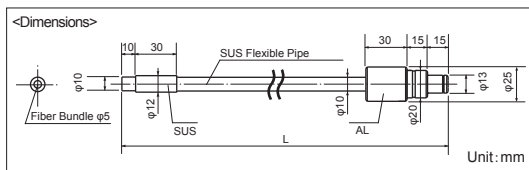
Taper Type
LGP2-30



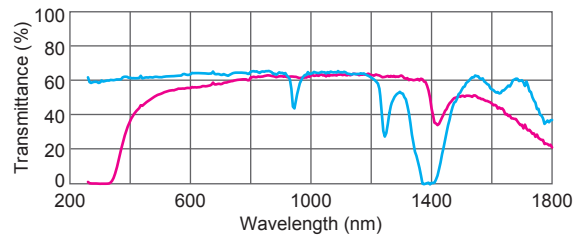
Light Guide

Compatible Models
LAX-C100 / MAX-303

Asahi Spectra offers the light guide to be used with our light source for illuminating a desired point.



Spectral Performance



- | | |
|--|---|
| <ul style="list-style-type: none"> ■ Quartz Light Guide - Length(L): 1m, 2m - Fiber bundle: 5mm dia. - Core: 200μm dia. - Numerical aperture: 0.22 | <ul style="list-style-type: none"> ■ Hybrid Light Guide - Length(L): 1m, 2m - Fiber bundle: 5mm dia. - Core: 50μm dia. - Numerical aperture: 0.57 |
|--|---|

Custom Light Guide

A custom light guide is available.



Line Light Guide



Multi-Branch Light Guide



for Glove Box

*Product specifications are subject to change without notice.

ASAHI SPECTRA

Gardenia Bldg. 4F, 2-13-1 Kamijujo, Kita-ku, Tokyo 114-0034 Japan
TEL : +81-3-3909-1151 / FAX : +81-3-3909-1152
Email : info@asahi-spectra.com

www.asahi-spectra.com

20170522.000